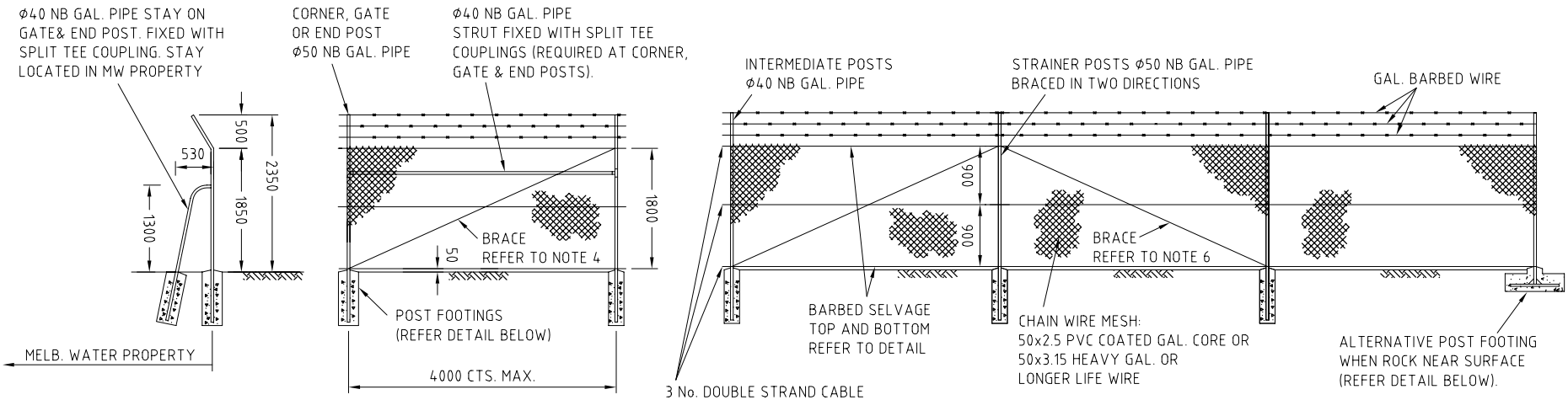

ELEVATION

ASSEMBLY FOR CORNER, GATE OR END POSTS

ASSEMBLY FOR STRAINER POSTS AT 120m MAX. CTS.

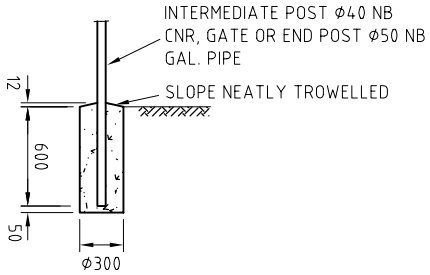

STANDARD POST FOOTING

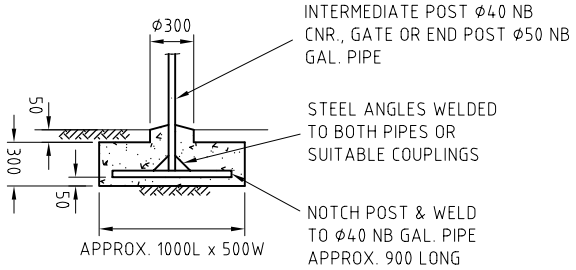

ALTERNATIVE POST FOOTING WHEN ROCK NEAR SURFACE

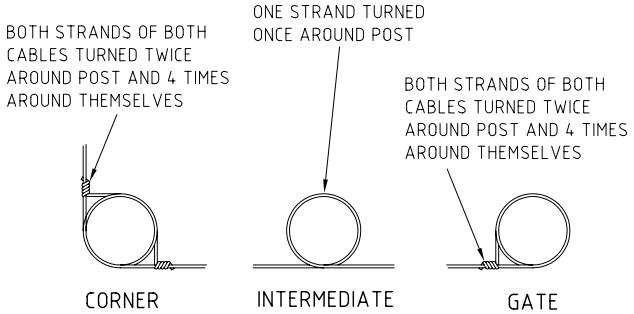

TWO STRAND CABLED WIRE CONNECTION TO POST

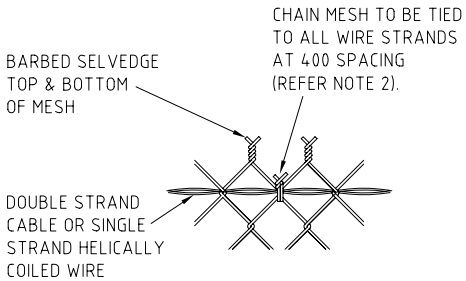

TIE AND BARBED SELVEDGE

NOTES:

1. THIS FENCE SHOULD NOT BE USED IN FLOODPLAINS.
2. TIE WIRE TO BE 2MM SOFT GALVANISED WIRE.
3. BARBED WIRE TO BE 2.5MM WIRE OR 2MM HIGH TENSILE WIRE WHEN SPECIFIED. BARBS TO BE INWARDS.
4. BRACE, MIN Ø9MM GALVANISED ROD OR 2 CABLED 4MM WIRES ATTACHED TO TURNBUCKLE.
5. ALL POSTS, RAILS, STRUTS & STAYS TO BE JINED WITH SUITABLE COUPLINGS
6. ALL POSTS TO HAVE SUITABLE END CAPS.
7. GATES TO BE STANDARD A.R.C. GATES OR APPROVED SIMILAR. GATE SIZES AND LOCATIONS AS SPECIFIED OR AS OTHERWISE AGREED WITH MELBOURNE WATER.
8. PROTECTIVE LOCKING BARREL TO BE USED FOR LOCKS ON GATES.
9. ALL STEEL FENCING MATERIALS MUST BE GALVANISED. GALVANISING SHALL BE TO RELEVANT AUSTRALIANSTANDARDS (E.G. AS 1725).
10. ALL DAMAGED GALVANISED SURFACES TO BE TOUCHED UP WITH APPROVED ZINC COATING.
11. ALL CONCRETE TO BE 20 MPa MIN.
12. OVERSIZED POST HOLES TO BE COMPLETELY FILLED WITH CONCRETE.
13. 'NB' STANDS FOR NOMINAL BORE.

REV	NOTE	DATE
A	Developed for LDM 2006	09.06

Melbourne Water®

DRAINAGE CONCEPT DRAWING

CHAIN WIRE MESH SECURITY FENCE

DRG NO. 7251/8/205 REV A

Scale N.T.S.