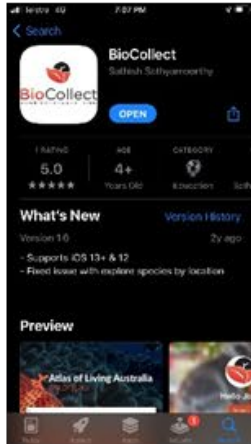


Handout- Dung Beetle Citizen Science Step by Step



1.



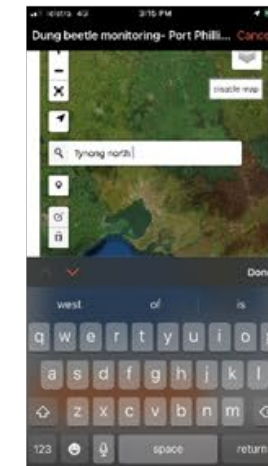
2.



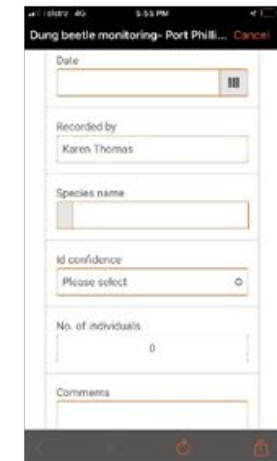
3.



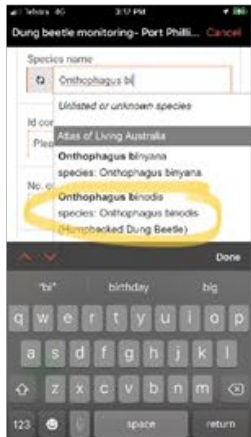
4.



5.



6.



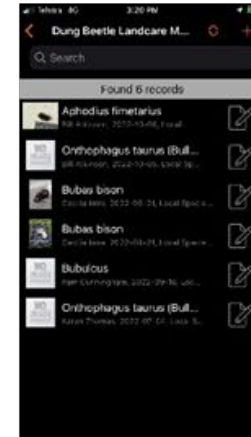
7.



8.



9.



10.

1. Download app or open the website and register an account
2. BioCollect section, search for the Dung Beetle Landcare Monitoring project, request to join
3. Click the red + to start an observation (website click add record). Select the survey (highlighted green and the only survey in our project)
4. Use the location symbols to drop a pin for your observation. Arrow is precise GPS and magnifier search by nearest town or road
5. Town search
6. Scroll down and start to fill out the survey
7. Species ID section, start to type in common name or genus name for the dung beetle you have observed and select the correct option
8. Upload a photo
9. Click submit
10. Observations currently uploaded to the project